

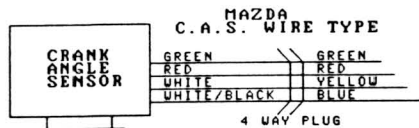
MICROTECH MTX-8 4CYL SEQUENTIAL

ENGINE MANAGEMENT SYSTEM

4 CYL COIL PACKS

MICROTECH MTX-8 4 CYL SEQUENTIAL

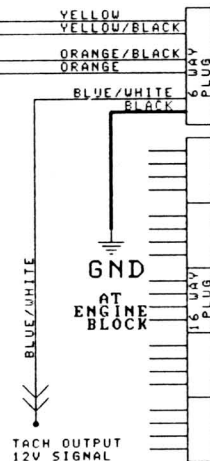
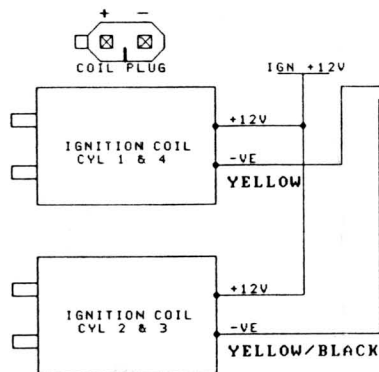
PINOUT TYPE #1



NOTE:

SET STATIC TIMING
10 DEGS BTDC

IGN SETUP -
CONFIG = 04 CYL/R
INPUT TRIG = +VE
OUTPUT TRIG = -VE

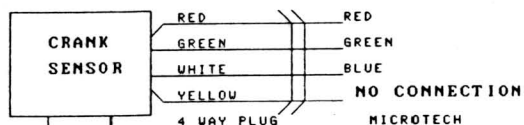


IGNITION OUTPUT

FUEL & SENSORS INPUT SEE FUEL DRAWING

IGNITION INPUT

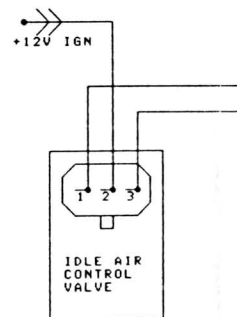
PINOUT TYPE #2



NOTE:

10 DEGS BTDC
SET STATIC TIMING
YELLOW WIRES
NOT CONNECTED

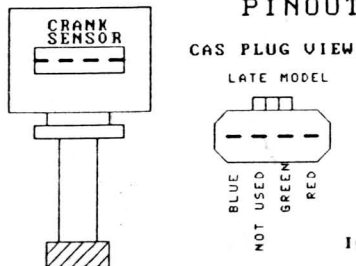
IGN SETUP -
CONFIG = 04 CYL/R
INPUT TRIG = +VE
OUTPUT TRIG = -VE



TO - C.A.S

GREEN HOME
RED SPEED
BLUE GND
YELLOW GND

PINOUT TYPE #3



NOTE:

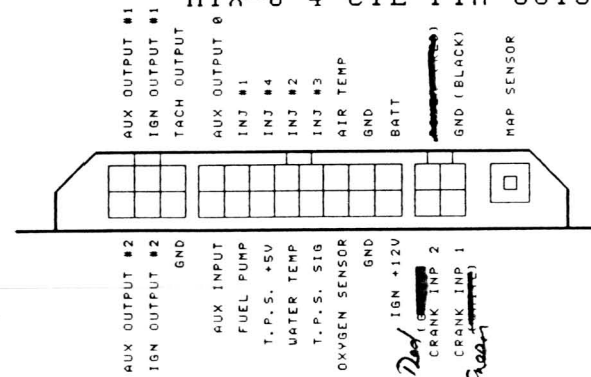
10 DEGS BTDC
SET STATIC TIMING
YELLOW WIRE
NOT CONNECTED

IGN SETUP -
CONFIG = 04 CYL/R
INPUT TRIG = +VE
OUTPUT TRIG = -VE

IGN SETUP -

CONFIG = 04 CYL/R
INPUT TRIG = +VE
OUTPUT TRIG = -VE
DWELL TYPE = TIME
DWELL = 2.75 MS
PUMP DWELL = 3.50 MS

MTX-8 4 CYL PIN-OUTS



Title MTX8 4 DIRECT FIRE			
Size A3	Number MAGNETIC PICKUP IGNITION DRAWING	Revision 1.0	
Date: 27-SEP-2000	File: MTX8 4/5	Sheet 2 of 2	Drawn By: DVM