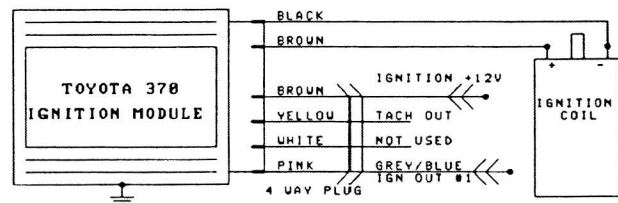
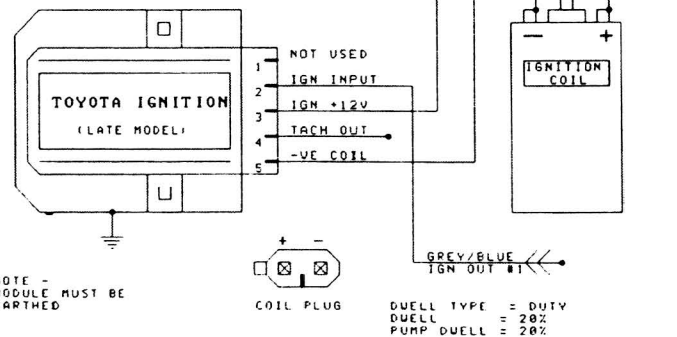


**TOYOTA 370 MODULE
SINGLE COIL / DIST**



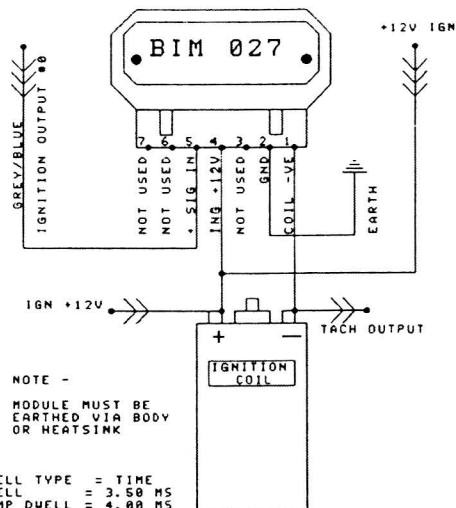
NOTE -
MODULE MUST BE
EARTHED

**TOYOTA IGN MODULE (LATE MODEL)
SINGLE COIL / DIST**



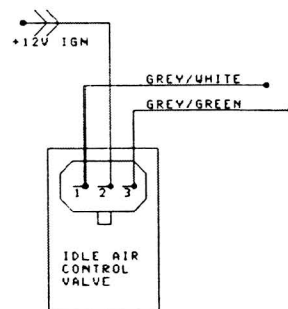
NOTE -
MODULE MUST BE
EARTHED

**IGNITION HOOKUP- SINGLE COIL / DIST
SETUP BOSCH MODULE**



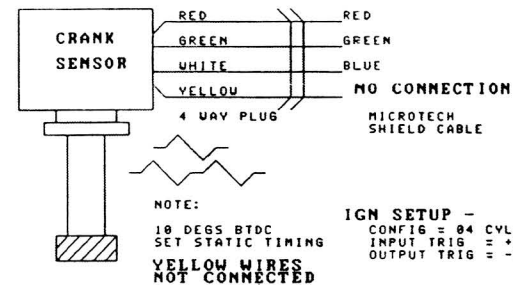
DUELL TYPE = TIME
DUELL = 3.50 MS
PUMP DUELL = 4.00 MS

TOY AUX AIR VALVE

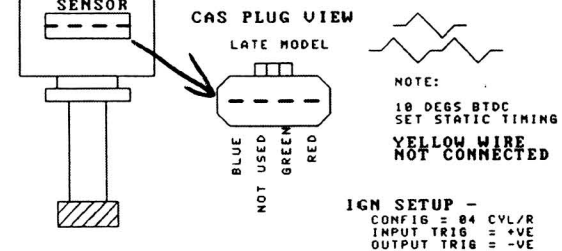


MICROTECH SEQUENTIAL ENGINE MANAGEMENT SYSTEM

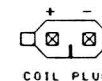
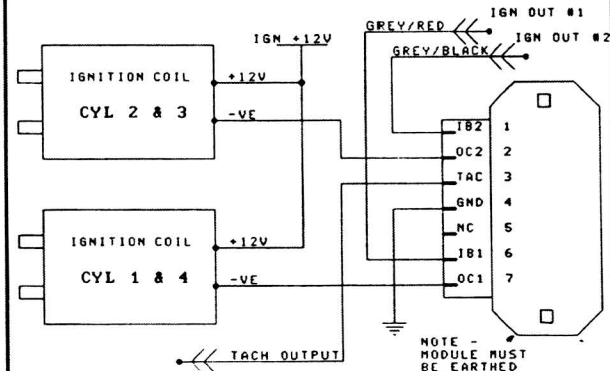
PINOUT TYPE #1



PINOUT TYPE #2



**4 CYL COIL PACKS
BOSCH DUAL MODULE**



Title		
TOYOTA		
Size A3	Number IGNITION DRAWING	Revision 1.1
Date: 4-OCT-2004	Sheet 2 of 2	Drawn By: 60M
File: L18-TOYV1		