

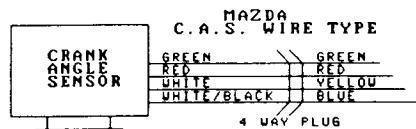
MICROTECH MTX-8 4CYL SEQUENTIAL

ENGINE MANAGEMENT SYSTEM

4 CYL COIL PACKS

MICROTECH MTX-8 4 CYL SEQUENTIAL

PINOUT TYPE #1

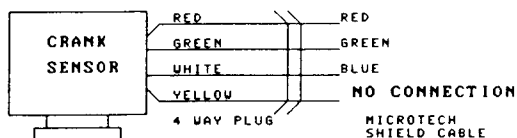


NOTE:

SET STATIC TIMING
10 DEGS BTDC

IGN SETUP -
CONFIG = 04 CYL/R
INPUT TRIG = +VE
OUTPUT TRIG = -VE

PINOUT TYPE #2

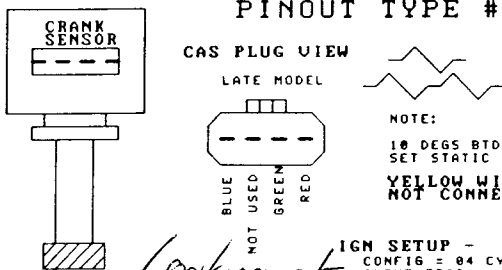


NOTE:

10 DEGS BTDC
SET STATIC TIMING
YELLOW WIRES
NOT CONNECTED

IGN SETUP -
CONFIG = 04 CYL/R
INPUT TRIG = +VE
OUTPUT TRIG = -VE

PINOUT TYPE #3

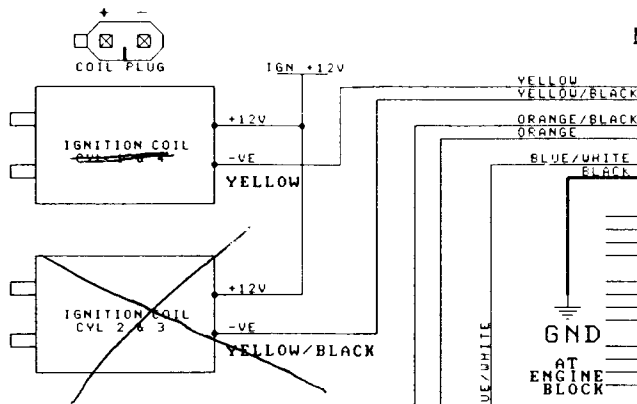


NOTE:

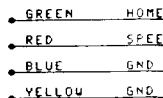
10 DEGS BTDC
SET STATIC TIMING
YELLOW WIRE
NOT CONNECTED

IGN SETUP -
CONFIG = 04 CYL/R
INPUT TRIG = +VE
OUTPUT TRIG = -VE

Looking at
DST

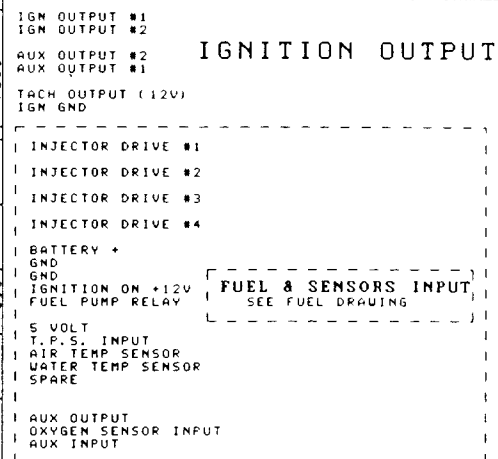


TO - C.A.S



IGN SETUP -

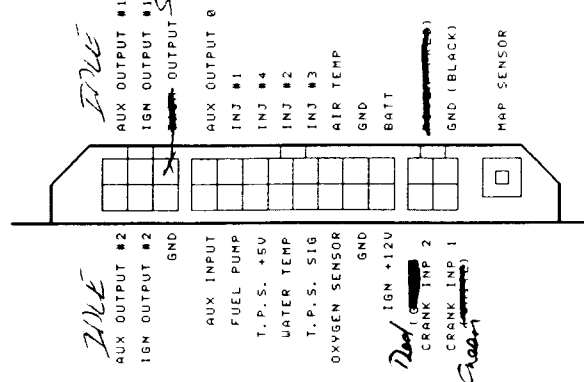
CONFIG = 04 CYL/R
INPUT TRIG = +VE
OUTPUT TRIG = -VE
DWELL TYPE = TIME
DWELL = 2.75 MS
PUMP DWELL = 3.50 MS



IGNITION INPUT



MTX-8 4 CYL PIN-OUTS



Title MTX8 4 DIRECT FIRE			
Size A3	Number 3	Revision 1.0	Revision 1.0
Date: 27-SEP-2000	Sheet 2 of 2	Drawn By: DOM	
File: MTX8 4/5			