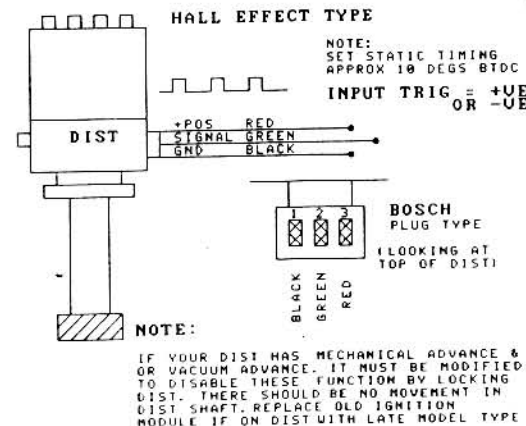
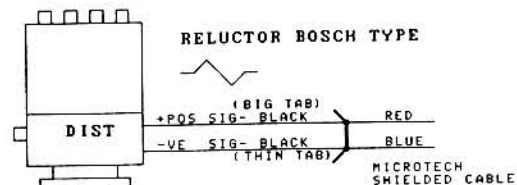

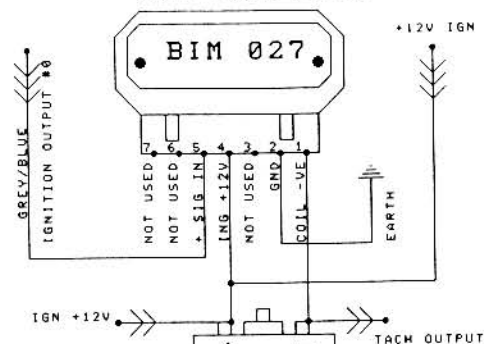


MICROTECH ENGINE MANAGEMENT SYSTEM

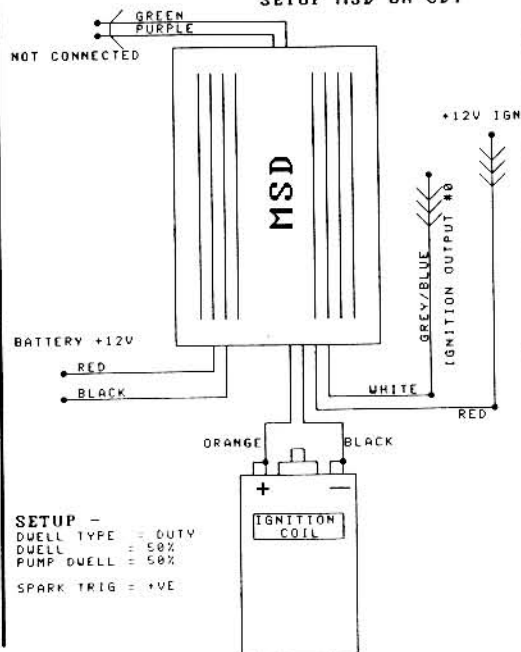


BOSCH # BIM 027 IGNITION HOOKUP- SINGLE COIL / DIST SETUP BOSCH MODULE



DWELL TYPE = TIME
DUELL = 3.50 MS
PUMP DUELL = 4.00 MS
SPARK TRIG = -VE

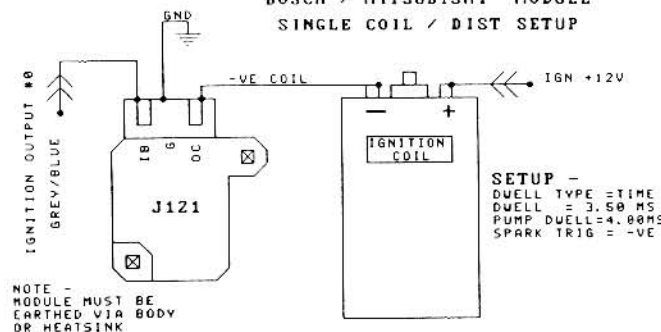
IGNITION HOOKUP- SINGLE COIL / DIST SETUP MSD 6A CDI



SETUP -
DUELL TYPE = DUTY
DUELL = 50%
PUMP DUELL = 50%
SPARK TRIG = +VE

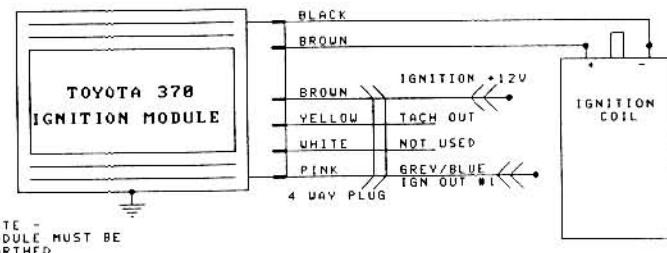
BOSCH # BIM 034

BOSCH / MITSUBISHI MODULE SINGLE COIL / DIST SETUP



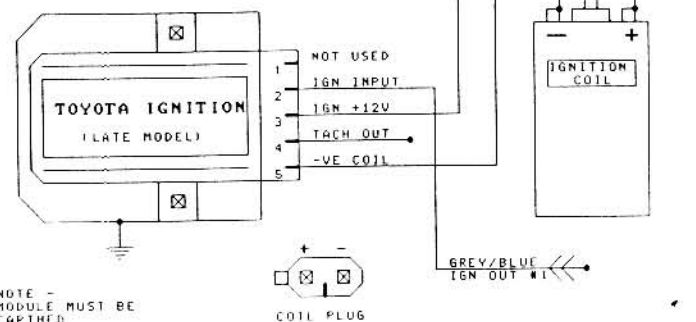
SETUP -
DUELL TYPE = TIME
DUELL = 3.50 MS
PUMP DUELL = 4.00 MS
SPARK TRIG = -VE

TOYOTA 370 MODULE SINGLE COIL / DIST



SETUP -
DUELL TYPE = TIME
DUELL = 3.50 MS
PUMP DUELL = 4.00 MS
SPARK TRIG = -VE

TOYOTA IGN MODULE (LATE MODEL) SINGLE COIL / DIST



SETUP -
DUELL TYPE = TIME
DUELL = 3.50 MS
PUMP DUELL = 4.00 MS
SPARK TRIG = -VE

Title			
IGN SIGNAL FIRE			
Size	Number	Revision	
A3	1	1.1	
Date:	4-OCT-2004	Sheet	2 of 2
File:	LTB (IGN)	Drawn By:	DCM