

MICROTECH LT-10+IGBT 4 CYL SEQUENTIAL ENGINE MANAGEMENT SYSTEM

IGNITION +12V

RED +12V

YELLOW

YELLOW/BLACK

COILPACKS

CYL #1

CYL #3

RED +12V

ORANGE/BLACK

ORANGE

COILPACKS

CYL #4

CYL #2

IGNITION ON
PINK WIRE

IGN SETUP -

CONFIG = 04 CYL/R
OUTPUT TRIG = -VE
DUELL TYPE = TIME
DUELL = 4.50 MS
PUMP DUELL = 5.00 MS

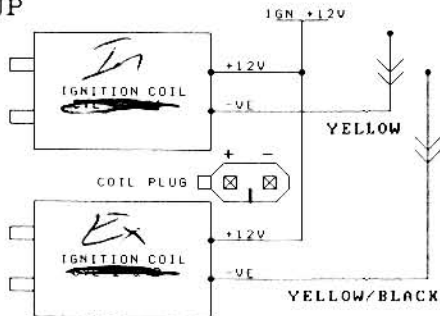
4 COIL SETUP

TWIN OUTLET SETUP

IGN SETUP -

CONFIG = 04 CYL/R
OUTPUT TRIG = TWIN
DUELL TYPE = TIME
DUELL = 4.00 MS
PUMP DUELL = 4.50 MS

NOTE- SOFTWARE MAY
NEED UPGRADE
FOR TWIN COILS



GND
AT
ENGINE
BLOCK

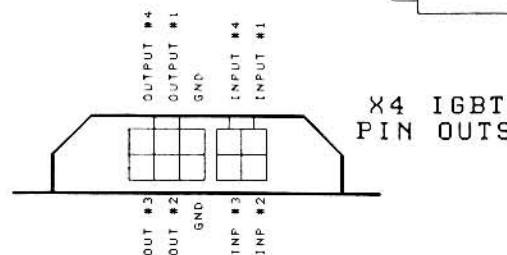
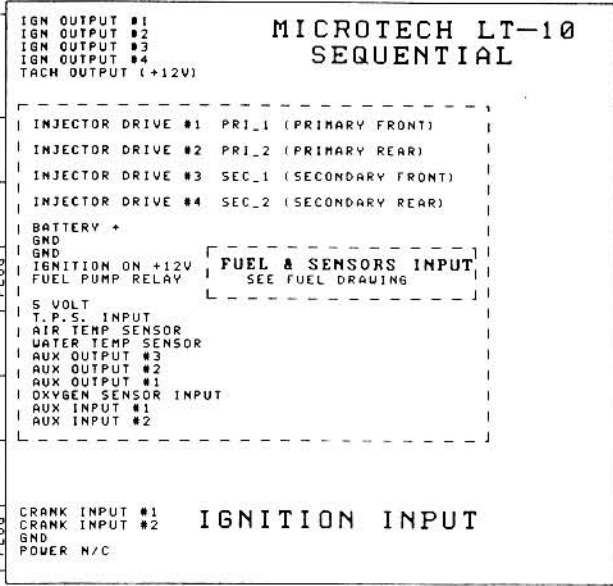
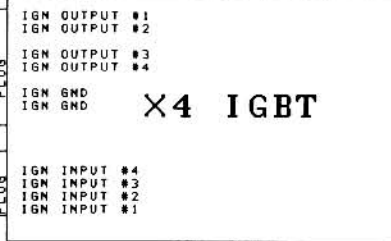
TACH OUTPUT
SIGNAL

YELLOW
YELLOW/BLACK
ORANGE/BLACK
ORANGE

THICK BLACK

GREY/WHITE
GREY/GREEN
GREY/BLK
GREY/RED

GREY/BLUE



Title		
LT-10 X4 DIRECT FIRE		
Size	Number	Revision
A3	4 CYL X4 IGBT	1.0
IGNITION DRAWING		
Date: 4-0CT-2004	Sheet	2 of 2
File: LT10 4/2	Drawn By:	DOM