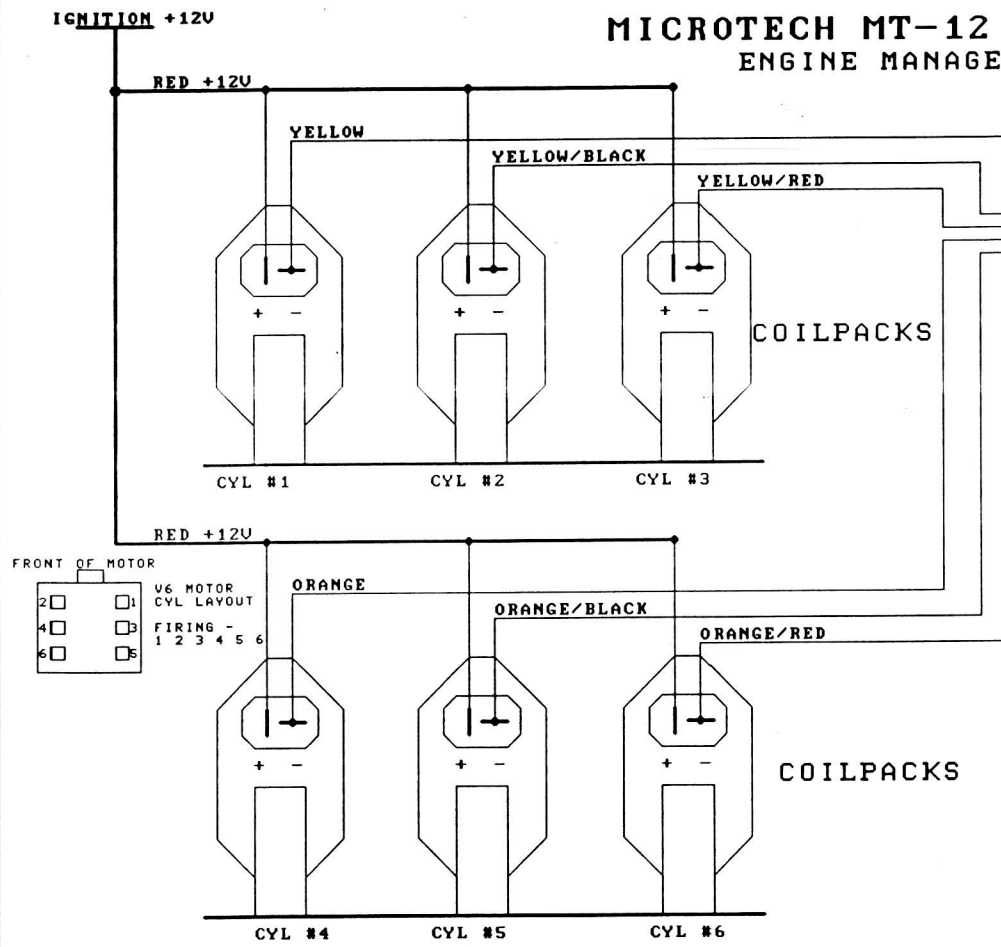


# MICROTECH MT-12 6CYL SEQUENTIAL ENGINE MANAGEMENT SYSTEM



## MICROTECH MT-12 6CYL SEQUENTIAL

### IGNITION OUTPUT

IGN OUTPUT #1  
IGN OUTPUT #2  
IGN OUTPUT #3  
IGN OUTPUT #4  
IGN OUTPUT #5  
IGN OUTPUT #6  
IGN GND  
IGN GND

INJECTOR DRIVE #1  
INJECTOR DRIVE #2  
INJECTOR DRIVE #3  
INJECTOR DRIVE #4  
INJECTOR DRIVE #5  
INJECTOR DRIVE #6

BATTERY +  
GND  
IGNITION ON +12V  
FUEL PUMP RELAY  
5 VOLT  
T.P.S. INPUT  
AIR TEMP SENSOR  
WATER TEMP SENSOR  
SPARE

### FUEL & SENSORS INPUT SEE FUEL DRAWING

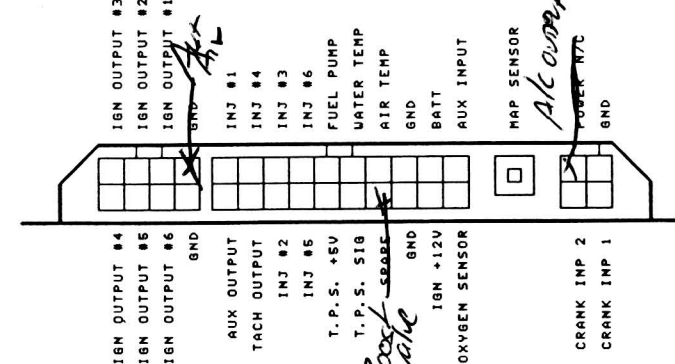
TACH OUTPUT  
AUX OUTPUT  
OXYGEN SENSOR INPUT  
AUX INPUT

VAC/BOOST NIPPLE  
FROM MANIFOLD

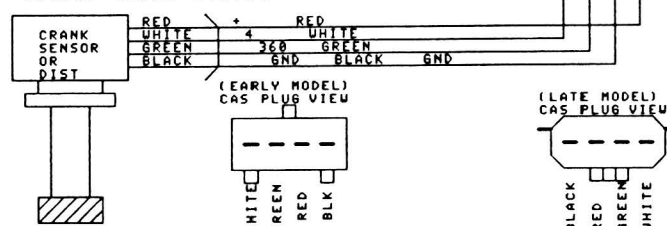
### IGNITION INPUT

CRANK INPUT #1  
CRANK INPUT #2  
GND  
POWER

## MT-12 6 CYL PIN-OUTS



### C.A.S. INPUT WIRING



CONFIG = 06 CYL/R  
ID REFS CAS = +14  
TDC REF CAS = +30

CONFIG = 06 CYL/R  
ID REFS CAS = +22  
TDC REF CAS = +30

Title		
MT12 DIRECT FIRE		
Size	Number	Revision
A3	06 MISS	2.0
IGNITION DRAWING		
Date: 1-JUL-1999	Sheet 2 of 2	Drawn By: BOM