
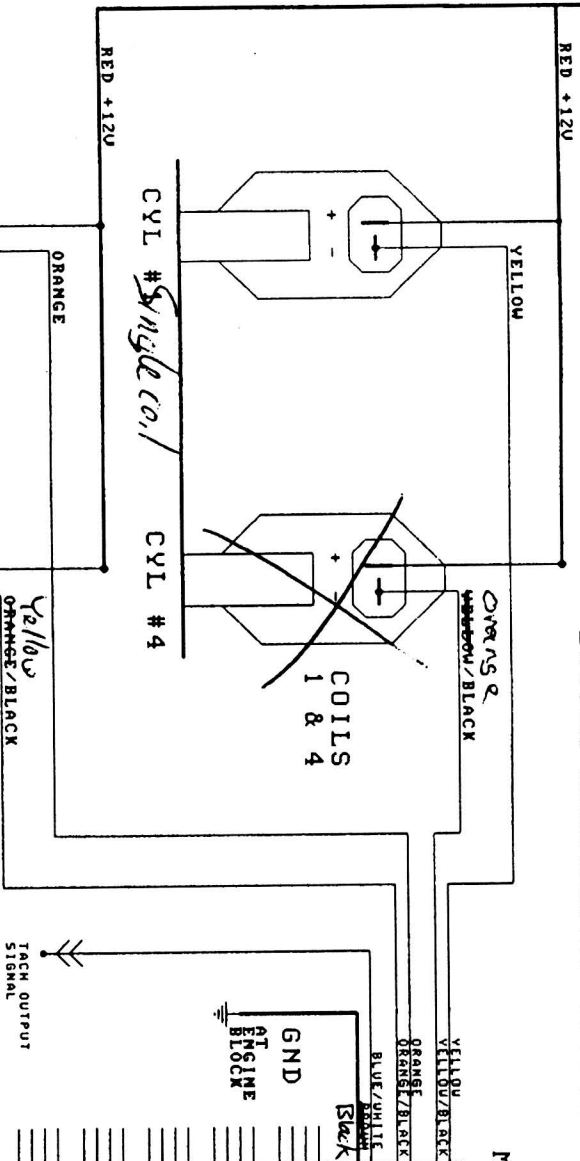
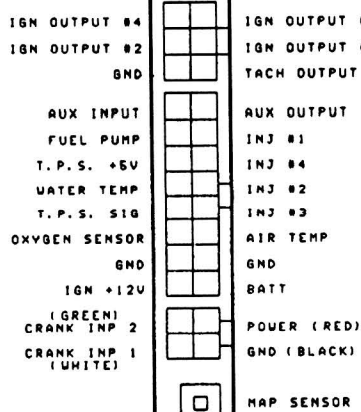


MICROTECH MTX-8 4CYL SEQUENTIAL ENGINE MANAGEMENT SYSTEM

MICROTECH MTX-8 4 CYL SEQUENTIAL



MTX-8 4 CYL PIN-OUTS



IGN SETUP -

CONFIG = 04 CYL/R

INPUT TRIG = +VE

OUTPUT TRIG = -VE

DWELL TYPE = TIME

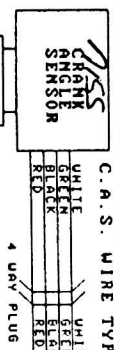
DWELL = 3.00 MS

PUMP DWELL = 3.50 MS

NOTE:

SET STATIC TIMING

10 DEGS BTDC



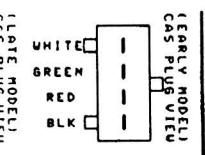
C.A.S. PLUG TYPE

IGN SETUP - 4 COIL

CONF16 = 04 CYL/R

ID REFS CAS = +06

TDC REF CAS = +06



CRANK ANGLE SENSORS (C.A.S.)

TITLE			
MTX8 4 DIRECT FIRE			
Size	Number	4 CYL	Revision
A3	1	1998	1.0
PARTS LIST			
MTX8 4/2			
Sheet 2 of 2			
Drawn by: DCH			