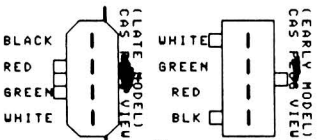
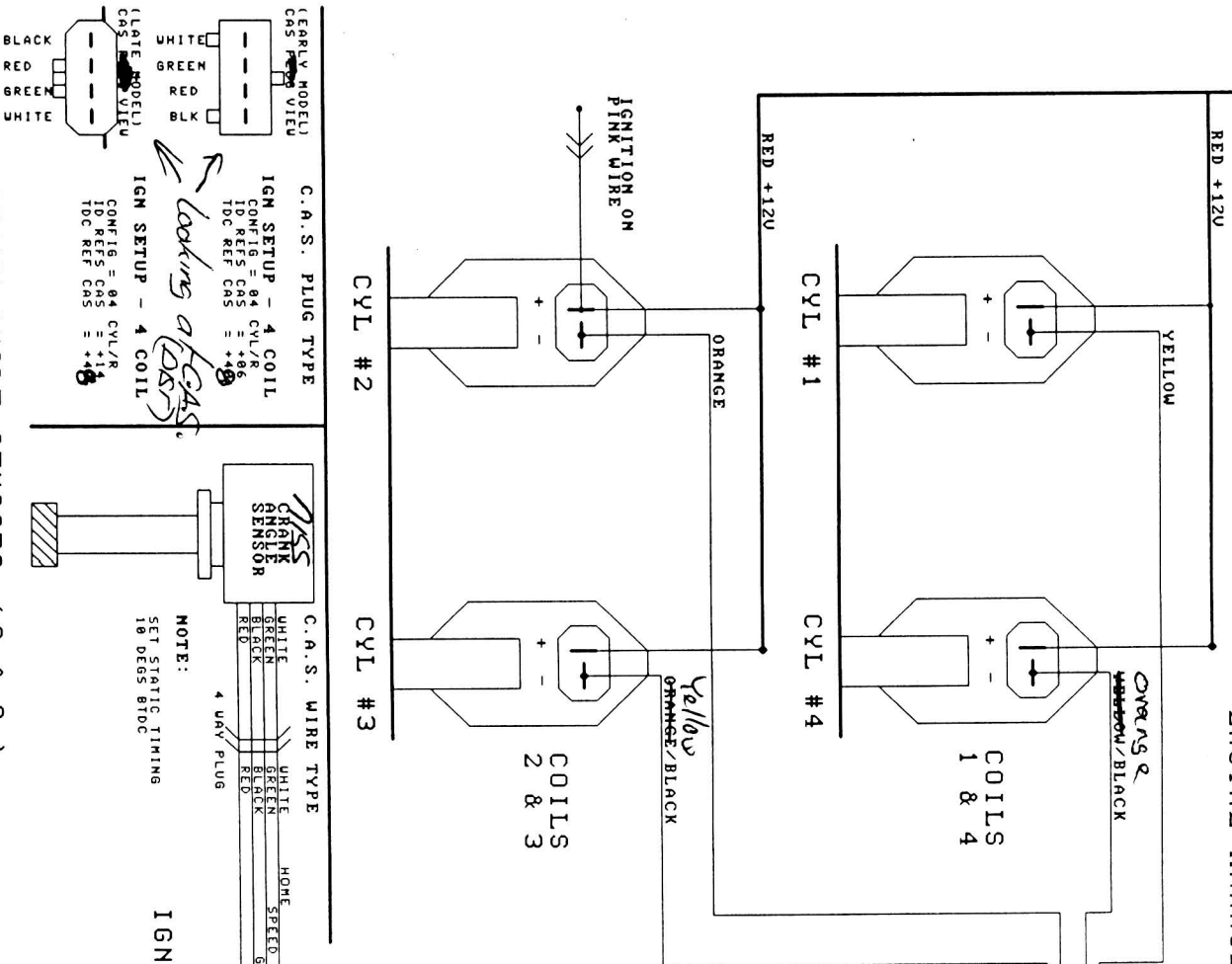


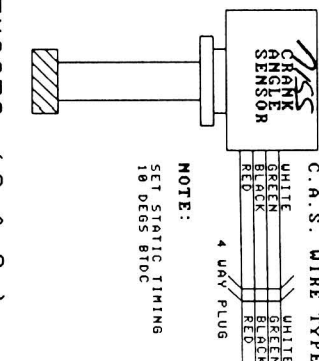
IGNITION +12V

MICROTECH MTX-8 4CYL SEQUENTIAL ENGINE MANAGEMENT SYSTEM

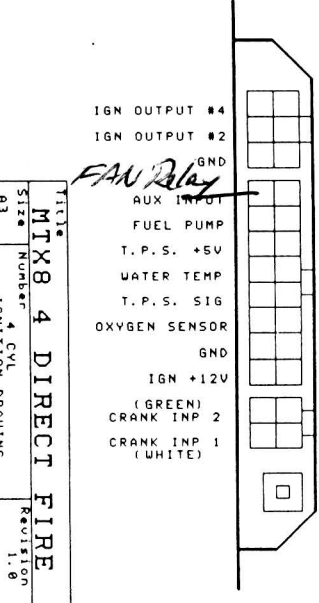
MICROTECH MTX-8 4 CYL SEQUENTIAL



C.R.S. PLUG TYPE
IGN SETUP - 4 COIL
CONFIG = 04 CYL/R
ID REFS CAS = +06
TDC REF CAS = +06
IGN SETUP - 4 COIL
CONFIG = 04 CYL/R
ID REFS CAS = +11
TDC REF CAS = +06



NOTE:
SET STATIC TIMING
10 DEGS BTDC
4 W/V PLUG
IGN SETUP -
CONFIG = 04 CYL/R
INPUT TRIG = +VE
OUTPUT TRIG = -VE
DWELL TYPE = TIME
DWELL = 3.00 MS
PUMP DWELL = 3.50 MS



IGN OUTPUT #4
IGN OUTPUT #2
IGN OUTPUT #1
TACH OUTPUT
AUX OUTPUT
INJ #1
INJ #4
INJ #2
INJ #3
AIR TEMP
GND
BATT
POWER (RED)
GND (BLACK)
MAP SENSOR
AUX INPUT #1
FUEL PUMP
T.P.S. +5V
WATER TEMP
T.P.S. SIG
OXYGEN SENSOR
GND
IGN +12V
(GREEN)
CRANK INP 2
CRANK INP 1
(WHITE)

MTX-8 4 CYL DIRECT FIRE
SIZE: 4 CYL
A3
PART: 10-1-1338
Sheet 2 of 2
Drawn By: DCH