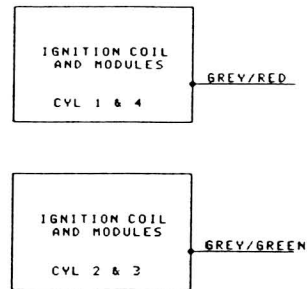
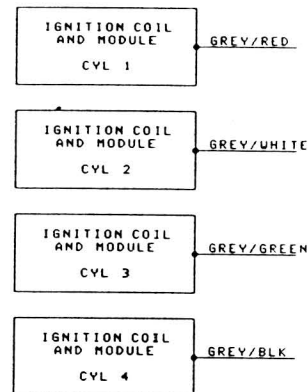


MICROTECH LT-12 SEQUENTIAL ENGINE MANAGEMENT SYSTEM

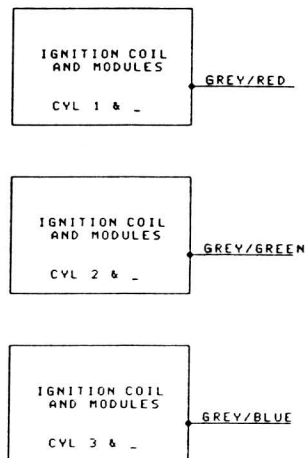
4 CYL TWIN OUTPUT



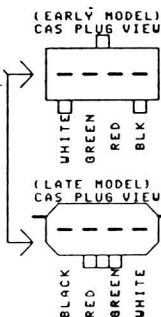
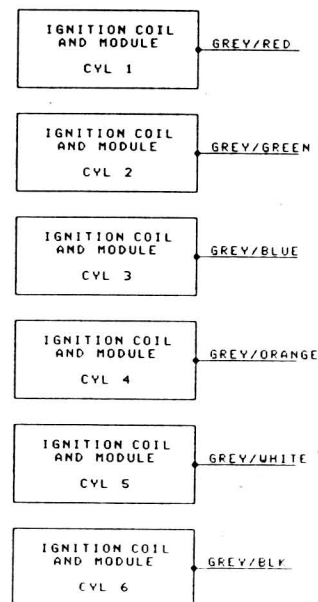
4 CYL SINGLE OUTPUTS



6 CYL TWIN OUTPUT



6 CYL SINGLE OUTPUTS

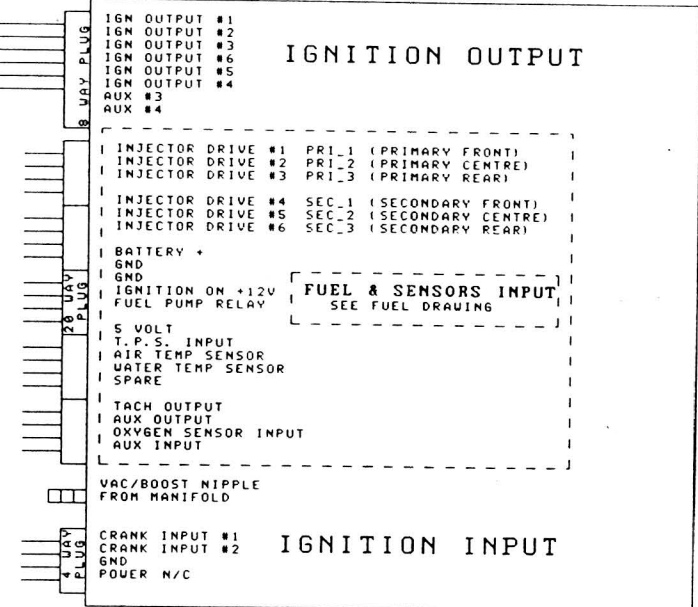


IGN SETUP - UL DIST

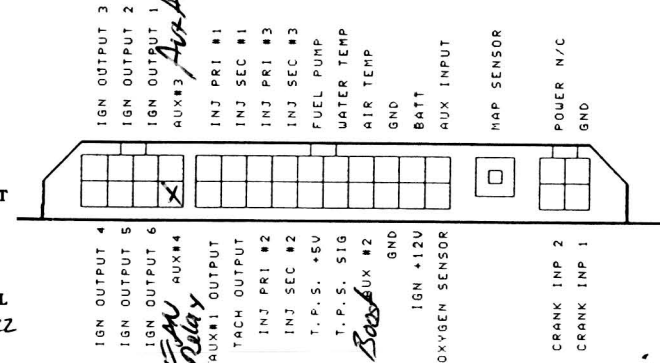
CONFIG = 06 CYL/R
ID REFS CAS = +06
TDC REF CAS = +40

IGN SETUP - 6 COIL
CONFIG = 06 CYL/R
ID REFS CAS = +22
TDC REF CAS = +50

MICROTECH LT-12 SEQUENTIAL



LT PIN-OUTS



Title		
LT12 DIRECT FIRE		
Size	Number	Revision
A3	IGNITION DRAWING	1.0
Date: 8 JUN 2004		Sheet 2 of 2
File: LT12 IGN.V1		Drawn By: JGM