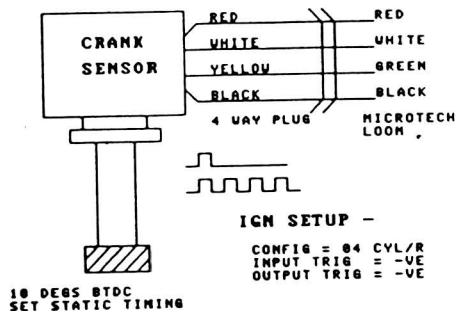


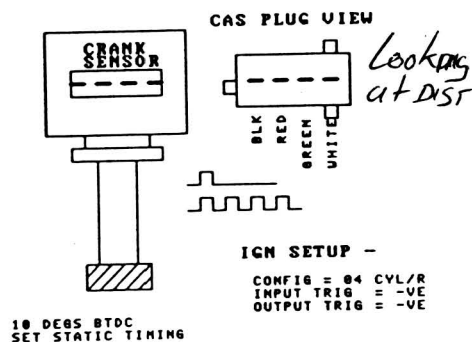
# MICROTECH MTX-8 4CYL SEQUENTIAL ENGINE MANAGEMENT SYSTEM

*2x Coil Setup*

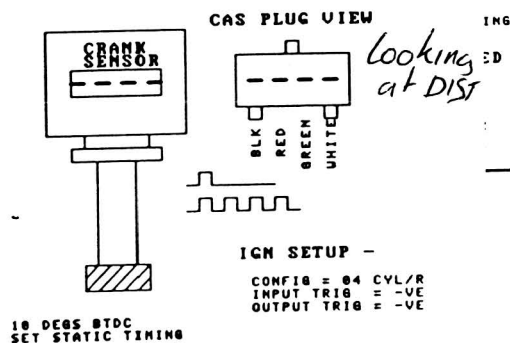
## PINOUT TYPE #1



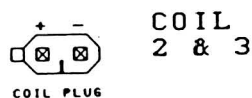
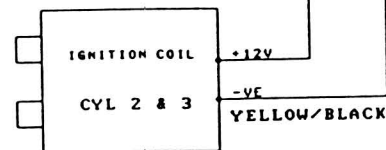
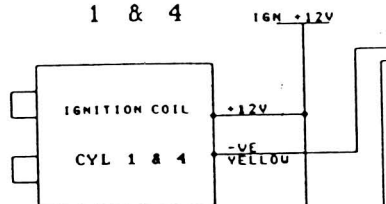
## PINOUT TYPE #2



## PINOUT TYPE #3

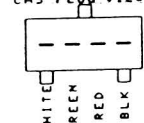


## COIL 1 & 4

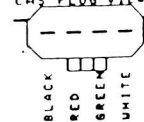


TO - C.A.S.

## (EARLY MODEL) CAS PLUG VIEW



## (LATE MODEL) CAS PLUG VIEW



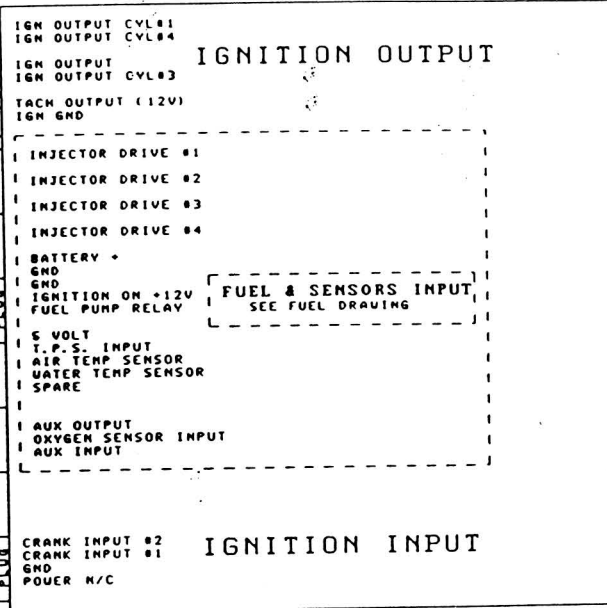
## C.A.S. PLUG TYPE

IGN SETUP - 4 COIL  
CONFIG = 04 CYL/R  
ID REFS CAS = +06  
TDC REF CAS = +40

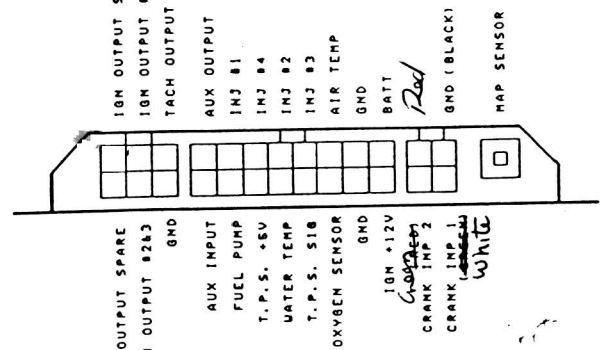
## IGN SETUP - 4 COIL

CONFIG = 04 CYL/R  
ID REFS CAS = +14  
TDC REF CAS = +40

## MICROTECH MTX-8 4 CYL SEQUENTIAL



## MTX-8 4 CYL PIN-OUTS



## MTX8 4 DIRECT FIRE

Size	Number	Revision
A3	4 CYL DUAL COIL IGNITION DRAWING	1.0
Date:	18 SEP 1998	Sheet 2 of 2
File:	MTX8 4/3	Drawn By: DCH