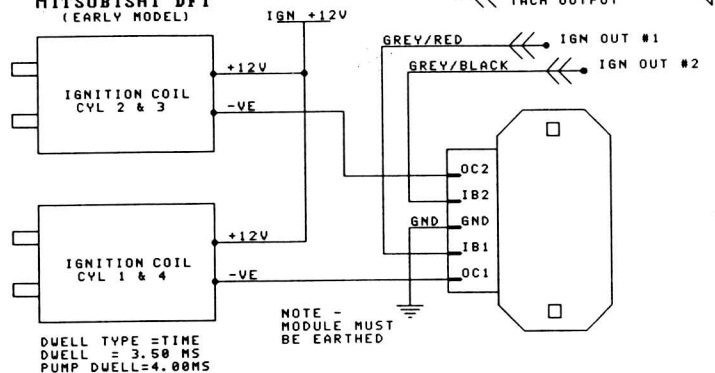
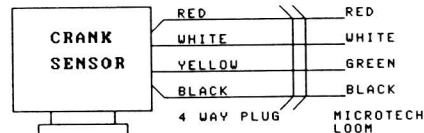


4 CYL COIL PACKS

MITSUBISHI DFI
(EARLY MODEL)



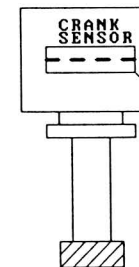
PINOUT TYPE #1



IGN SETUP -

CONFIG = 04 CYL/R
INPUT TRIG = -VE
OUTPUT TRIG = -VE

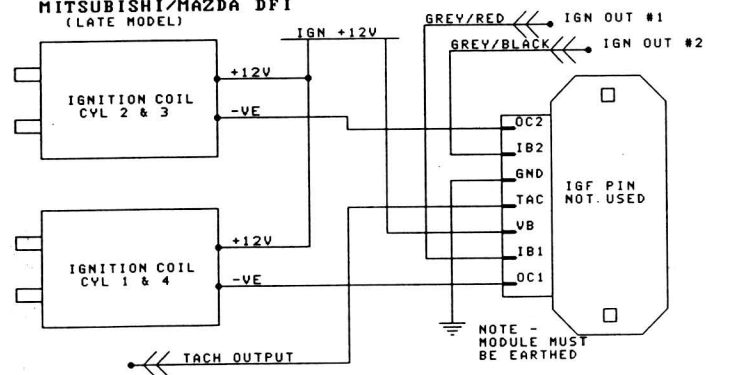
MICROTECH SEQUENTIAL ENGINE MANAGEMENT SYSTEM



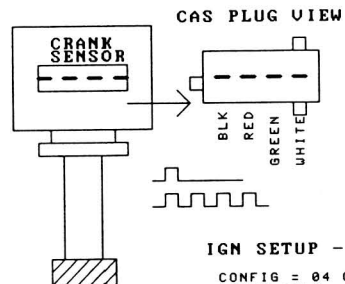
PINOUT TYPE #4

4 CYL COIL PACKS

MITSUBISHI/MAZDA DFI
(LATE MODEL)



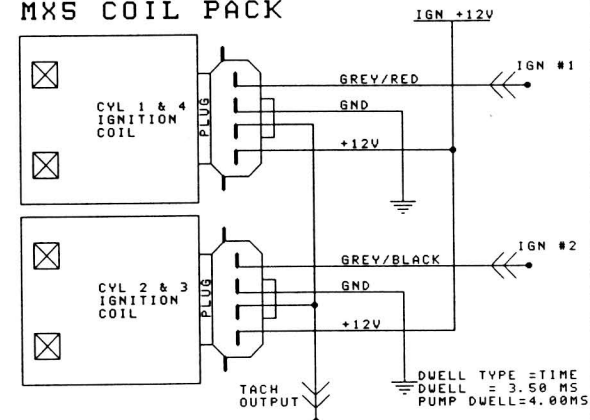
PINOUT TYPE #2



IGN SETUP -

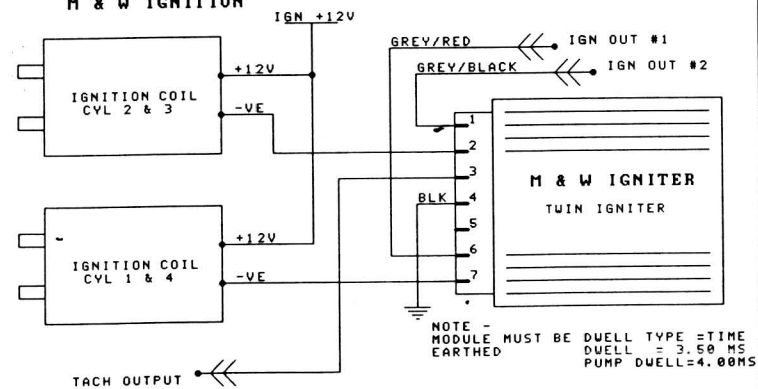
CONFIG = 04 CYL/R
INPUT TRIG = -VE
OUTPUT TRIG = -VE

MX5 COIL PACK

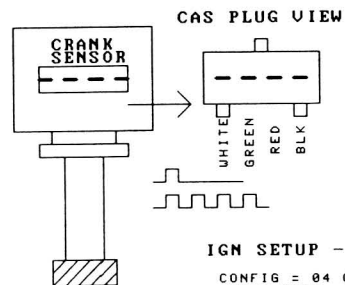


4 CYL COIL PACKS

M & W IGNITION



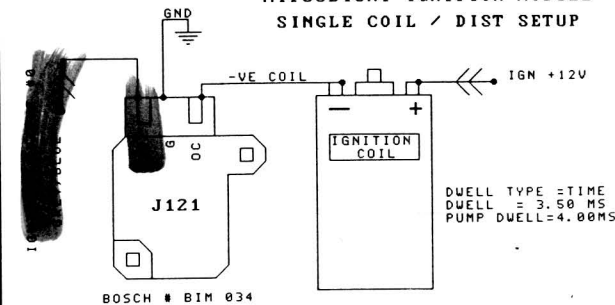
PINOUT TYPE #3



IGN SETUP -

CONFIG = 04 CYL/R
INPUT TRIG = -VE
OUTPUT TRIG = -VE

MITSUBISHI IGNITION MODULE SINGLE COIL / DIST SETUP



NOTE - MODULE MUST BE EARTHED VIA BODY OR HEATSINK

| | | |
|------------------|------------------|----------|
| Title | | |
| MIT/MAZ 4 CYL | | |
| Size | Number | Revision |
| A3 | IGNITION DRAWING | 1.1 |
| Date: 5-OCT-2004 | Sheet 2 of 2 | |
| File: L18 CRK4/1 | Drawn By: DDM | |