

MICROTECH MTX-8 4CYL SEQUENTIAL ENGINE MANAGEMENT SYSTEM

IGNITION +12V

RED +12V

YELLOW

Orange
YELLOW/BLACK

COILS
1 & 4

CYL #1

CYL #4

RED +12V

ORANGE

Yellow
ORANGE/BLACK

COILS
2 & 3

CYL #2

CYL #3

IGNITION ON
PINK WIRE

MICROTECH MTX-8 4 CYL SEQUENTIAL

IGNITION OUTPUT

IGN OUTPUT CYL#1
IGN OUTPUT CYL#4
IGN OUTPUT CYL#2
IGN OUTPUT CYL#3
TACH OUTPUT (12V)
IGN GND

INJECTOR DRIVE #1
INJECTOR DRIVE #2
INJECTOR DRIVE #3
INJECTOR DRIVE #4

BATTERY +
GND
IGNITION ON +12V
FUEL PUMP RELAY
5 VOLT
T.P.S. INPUT
AIR TEMP SENSOR
WATER TEMP SENSOR
SPARE

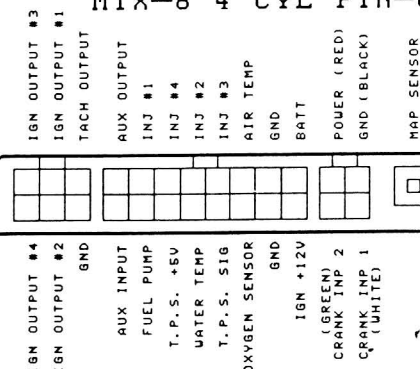
FUEL & SENSORS INPUT
SEE FUEL DRAWING

AUX OUTPUT
OXYGEN SENSOR INPUT
AUX INPUT

IGNITION INPUT

CRANK INPUT #1
CRANK INPUT #2
GND
POWER N/C

MTX-8 4 CYL PIN-OUTS



C.A.S. WIRE TYPE

WHITE HOME
GREEN SPEED
BLACK GND
RED POWER

NOTE:

SET STATIC TIMING
10 DEGS BTDC

IGN SETUP -

CONFIG = 04 CYL/R
INPUT TRIG = +VE
OUTPUT TRIG = -VE
DWELL TYPE = TIME
DWELL = 3.00 MS
PUMP DWELL = 3.50 MS

C.A.S. PLUG TYPE

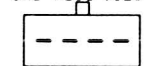
IGN SETUP - 4 COIL
CONFIG = 04 CYL/R
ID REFS CAS = +06
TDC REF CAS = +48

IGN SETUP - 4 COIL

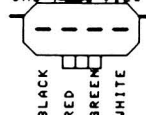
CONFIG = 04 CYL/R
ID REFS CAS = +14
TDC REF CAS = +48

CRANK ANGLE SENSORS (C.A.S.)

(EARLY MODEL)
CAS VIEW



(LATE MODEL)
CAS VIEW



| | | |
|------------------------------------|-----------------|-----------------|
| Title MTX8 4 DIRECT FIRE | | |
| Size A3 | Number 4 CYL | Revision 1.0 |
| IGNITION DRAWING | | |
| Date: 30-JUN-1998 | Sheet 2 of 2 | |
| File: MTX8 4/2 | Drawn By: DDM | |