

MICROTECH LT-8 + IGBT 6 CYL SEQUENTIAL ENGINE MANAGEMENT SYSTEM

IGNITION +12V

+12V

YELLOW

YELLOW/BLACK

COILPACKS

CYL #1 & 5

CYL #3 & 4

+12V

ORANGE/BLACK

ORANGE

COILPACKS

CYL #2 & 6

CYL #2

IGNITION ON
PINK WIRE

IGN SETUP -

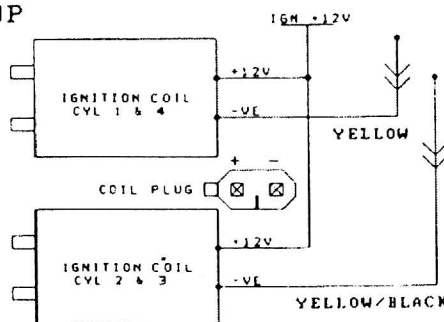
CONFIG = 04 CYL/R
OUTPUT TRIG = -VE
DUELL TYPE = TIME
DUELL = 4.50 MS
PUMP DUELL = 5.00 MS

4 COIL SETUP

TWIN OUTLET SETUP

IGN SETUP -
CONFIG = 04 CYL/R
OUTPUT TRIG = TWIN
DUELL TYPE = TIME
DUELL = 4.00 MS
PUMP DUELL = 4.50 MS

NOTE- SOFTWARE MAY
NEED UPGRADE
FOR TWIN COILS



GND
AT
ENGINE
BLOCK

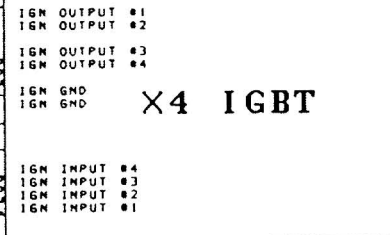
TACH OUTPUT
SIGNAL

YELLOW
YELLOW/BLACK
ORANGE/BLACK
ORANGE

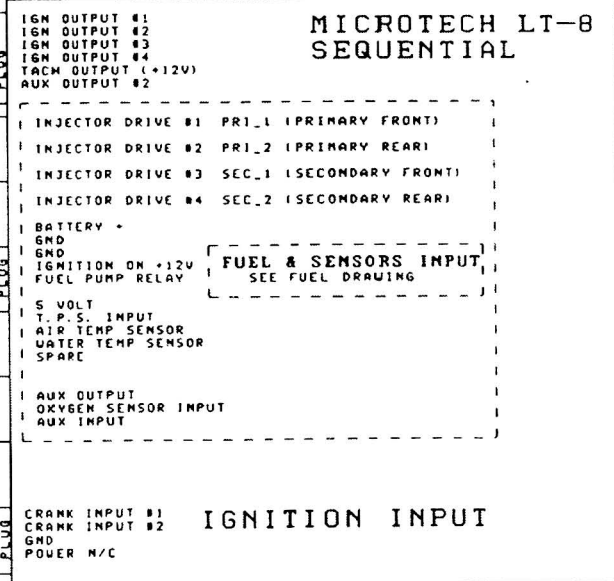
THICK BLACK

GREY/WHITE
GREY/GREEN
GREY/BLK
GREY/RED

GREY/BLUE



X4 IGBT



MICROTECH LT-8
SEQUENTIAL

FIRING ORDER
1-4-2-5-3-6

X4 IGBT
PIN OUTS

Title			
LT-8 X4 DIRECT FIRE			
Size	Number	Revision	
A3	6	1.0	
Date: 4-OCT-2004			
Drawn: LTB 4/2		Sheet 2 of 2	
Drawn By: ECM			